V 22

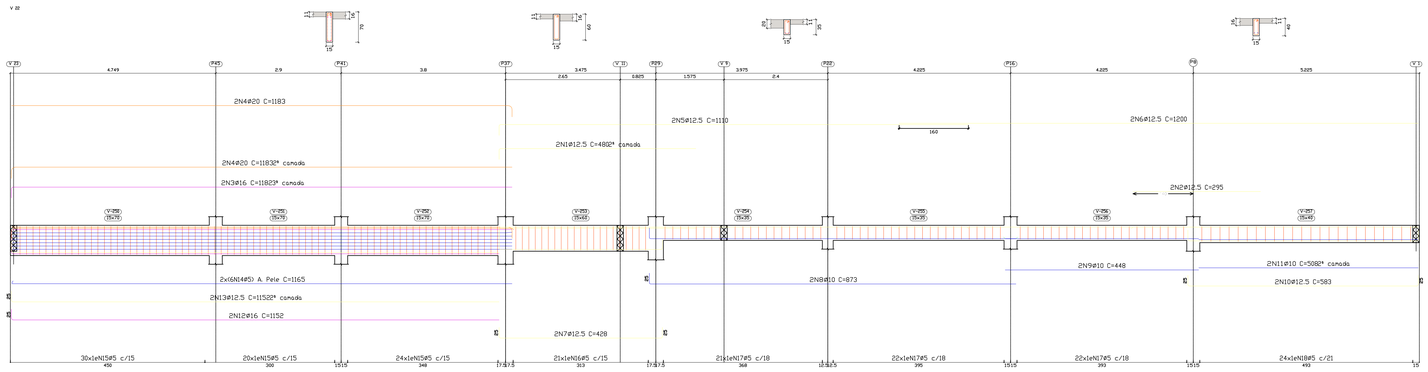

V 24

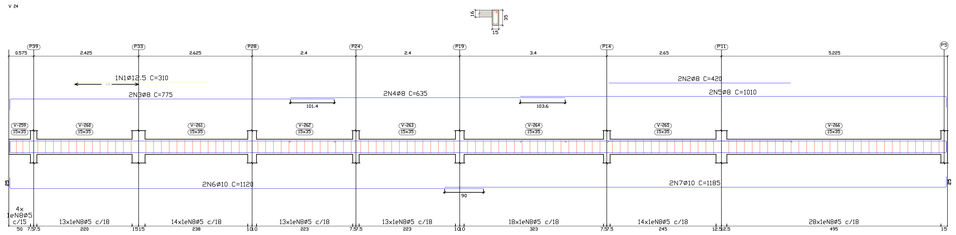

V 25

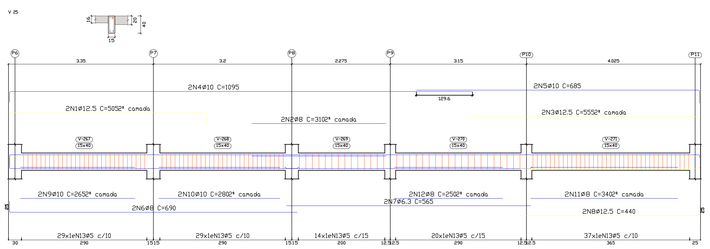

V 21

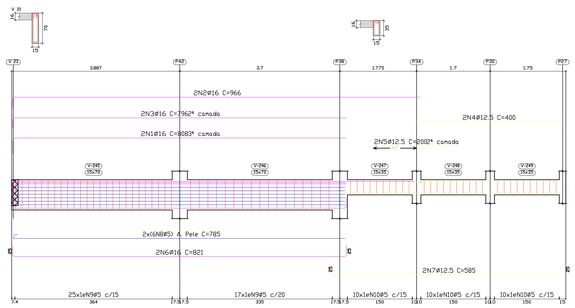

V 17

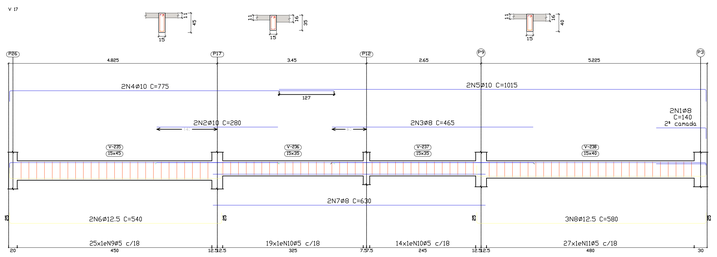

Elemento	Pos.	Diam.	Q.	Esquema (cm)	Comp (cm)	Total (cm)	CA-50 (kg)	CA-60 (kg)
V 22	1	ø12.5	2	455	480	960	9.2	
	2	ø12.5	2	295	295	590	5.7	
	3	ø16	2	1157	1182	2364	37.3	
	4	ø20	4	1157	1183	4732	116.7	
	5	ø12.5	2	1085	1110	2220	21.4	
	6	ø12.5	2	1200	1200	2400	23.1	
	7	ø12.5	2	378 / 50	428	856	8.2	
	8	ø10	2	848	873	1746	10.8	
	9	ø10	2	448	448	896	5.5	
	10	ø12.5	2	533 / 50	583	1166	11.2	
	11	ø10	2	508	508	1016	6.3	
	12	ø16	2	1157	1152	2304	36.4	
	13	ø12.5	2	1127	1152	2304	22.2	
	14	ø5	12	1157	1165	13980		21.9
	15	ø5	74	5 / 9 / 10	158	11692		18.4
	16	ø5	21	5 / 9 / 10	138	2898		4.5
	17	ø5	65	5 / 9 / 10	88	5720		9.0
	18	ø5	24	5 / 9 / 10	98	2352		3.7
						Total+10%	245.4	63.3
V 24	1	ø12.5	1	310	310	310	3.0	
	2	ø8	2	420	420	840	3.3	
	3	ø8	2	730	775	1550	6.1	
	4	ø8	2	635	635	1270	5.0	
	5	ø8	2	945 / 50	1010	2020	8.0	
	6	ø10	2	1095	1120	2240	13.8	
	7	ø10	2	1160 / 50	1185	2370	14.6	
	8	ø5	117	5 / 9 / 10	88	10296		16.2
						Total+10%	59.2	17.8
V 25	1	ø12.5	2	455 / 50	505	1010	9.7	
	2	ø8	2	310	310	620	2.4	
	3	ø12.5	2	530 / 50	555	1110	10.7	
	4	ø10	2	1070	1095	2190	13.5	
	5	ø10	2	655 / 30	685	1370	8.4	
	6	ø8	2	665	690	1380	5.4	
	7	ø6.3	2	565	565	1130	2.8	
	8	ø12.5	2	415 / 50	440	880	8.5	
	9	ø10	2	265	265	530	3.3	
	10	ø10	2	280	280	560	3.5	
	11	ø8	2	340	340	680	2.7	
	12	ø8	2	250	250	500	2.0	
	13	ø5	129	5 / 9 / 10	98	12642		19.8
						Total+10%	80.2	21.8
V 21	1	ø16	2	20 / 771	808	1616	25.5	
	2	ø16	2	941	966	1932	30.5	
	3	ø16	2	771	796	1592	25.1	
	4	ø12.5	2	350 / 50	400	800	7.7	
	5	ø12.5	2	200	200	400	3.9	
	6	ø16	2	771 / 50	821	1642	25.9	
	7	ø12.5	2	535 / 50	585	1170	11.3	
	8	ø5	12	37 / 749	785	9420		14.8
	9	ø5	42	5 / 9 / 10	158	6636		10.4
	10	ø5	30	5 / 9 / 10	88	2640		4.1
						Total+10%	142.9	32.2
V 17	1	ø8	2	115 / 50	140	280	1.1	
	2	ø10	2	280	280	560	3.5	
	3	ø8	2	465	465	930	3.7	
	4	ø10	2	730	775	1550	9.6	
	5	ø10	2	987 / 28	1015	2030	12.5	
	6	ø12.5	2	490 / 50	540	1080	10.4	
	7	ø8	2	630	630	1260	5.0	
	8	ø12.5	3	530 / 50	580	1740	16.8	
	9	ø5	25	5 / 9 / 10	108	2700		4.2
	10	ø5	33	5 / 9 / 10	88	2904		4.6
	11	ø5	27	5 / 9 / 10	98	2646		4.2
						Total+10%	68.9	14.3
						ø5:	0.0	149.4
						ø6.3:	3.1	0.0
						ø8:	49.1	0.0
						ø10:	115.9	0.0
						ø12.5:	201.4	0.0
						ø16:	198.8	0.0
						ø20:	128.3	0.0
						Total:	696.6	149.4

Piso 1
Desenho de vigas
Concreto (C20, em geral
Aço das barras: CA-50 e CA-60
Aço das estribos: CA-50 e CA-60
Escala vigas 1:50
Escala seções 1:50
Escala aberturas 1:50

Resumo Aço Desenho de vigas		Comp. total (m)	Peso+10% (kg)	Total
CA-50	ø6.3	238.7	64	
	ø8	407.9	177	
	ø10	408.2	277	
	ø12.5	524.3	555	
	ø16	217.8	378	
	ø20	47.3	128	1579
CA-60	ø5	1735.5	300	300
Total				1879

ESTRUTURAL
DETALHAMENTO DE VIGAS

DLM ENGENHARIA E ARQUITETURA
CNPJ: 43.258.589/0001-00
AVENIDA JOCKEY CLUB, 448 - JARDIM JOCKEY CLUB - LONDRINA/PR
FONE: (43)99609-4794
EMAIL: DLMENGENHARIA E ARQUITETURA@GMAIL.COM

CIDADE: ITAJAÍ / SANTA CATARINA

OBRA: **INSTITUTO DE PREVIDÊNCIA DE ITAJAÍ - IPI / SC**

ENDEREÇO: Rua Anna Carolina Zapparoli Gomes Silva de Souza, 55 — DATA: Outubro / 2023

CIDADE: Itajaí / SC — BAIRRO: Ressacada — FONE: (43)3255-8600

LARISSA MEIRELES:09[illegible] Assinado de forma digital por LARISSA MEIRELES:09[illegible] Dados: 2023.10.26 [illegible]

LARISSA MEIRELES
ARQUITETA E URBANISTA
CAU: A263386-8

INSTITUTO DE PREVIDÊNCIA DE ITAJAÍ

PRANCHA Nº: 05/12

DESENHO: LARISSA MEIRELES

ESCALA: INDICADA